

SUNBEAMS NURSERY

ST ALPHEGE CE INFANT SCHOOL

St Alphege
Values



Koinonia

Loved, Inspired, Shining

Newsletter

Term 3 Week 2 | 12.01.2024

CONTACTING THE SCHOOL

Executive Head: Liz Thomas-Friend
Head of School: Jacqui Spinks
School Business Manager: Manda Cullen
Chair of Governors: Paula Trewin
Address: St Alphege CE Infant School
Oxford Street, Whitstable, CT5 1DA
Phone: (01227) 272977
Website: www.st-alphege.kent.sch.uk
e-mail: headteacher@st-alphege.kent.sch.uk
Facebook: www.facebook.com/stalphege
Mrs Spinks School Mobile: 07535013075
Afterschool Club Mobile: 07947555370
Text number: 01227 250106

If online payment details are required, please contact the school office.

DATES FOR YOUR DIARY

Jan 2024

Weds 17th - K.I.C. Theatre Company

Thurs 18th - K.I.C. Theatre Company

Fri 19th – Visit from the Police

Feb 2024

Mon 5th - Whole School Worship at Church 2.30pm

(Parents Invited)

Fri 9th – End of Term 3

Mon 19th – Start of Term 4

March 2024

Thurs 28th – End of Term 4

[Click here for our School & Nursery Term Dates](#)

KEY EVENTS

[Sunbeams Parents - Reception school places for September 2024](#)

[Year 2 Parents - Junior school places for September 2024](#)

Applications are made through Kent County Council at www.kent.gov.uk/ola and must be submitted by **MONDAY 15TH JANUARY 2024.**

More information can be found at www.kent.gov.uk If you have any questions or need support with the application process please speak to the school office.

[School Gateway App](#)

We use the School Gateway app to offer communication in one place for parents. You can send and receive messages (notifications) and using the Useful Links tab you can easily access the school website, newsletters, term dates, parents evening booking system and our Facebook page.

If you have a child at another school that also uses the app, you can have all of your school communications in one place.

The app messaging also saves the school money as we are charged for each text we send, but app messages are free. It is easy to register using the email address you have provided to the school.


For more details visit www.schoolgateway.co.uk Download the app from your app store. Please make sure that you are logged into the app and that you have notifications on.

Schoolgateway

Community

RAF Manston History Museum

RAF Manston History Museum are hosting a Lego event on the 10th to the 18th of February over the half term. Booking isn't required. <https://www.rafmanston.co.uk/>



BRICKS AT THE MUSEUM

NO BOOKING REQUIRED


Are **you** a LEGO enthusiast? If so then join us for the **ultimate family friendly** LEGO exhibition week this half term. Our museum are proud owners of LEGO models, so why not pop on down and enjoy the fun with like-minded LEGO lovers this February half term.
(Normal museum entrance fees apply)

Lego figure hunt
Search around the museum, find the hidden Lego figures & win a prize...only £1.50

Dates: 10th - 18th February (Half Term)
Located: RAF Manston History Museum
Times: 10 am - 3pm Daily

If you have any questions, contact our events committee
events@rafmanston.co.uk

BIGGER & EVEN BETTER THAN LAST YEAR



King Alphege Attendance Lion

King Alphege Attendance Lion

King Alphege is awarded to the class with the highest percentage attendance each week

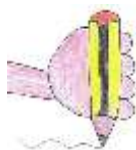


King Alphege Attendance Lion
W/E 05.01.24
Shells Class - 100 %

Weekly Awards

Whole School Awards

Our awards this year represent our School Development priorities: WAVES. During our Celebration Worship on a Thursday, each class will nominate one child to celebrate their achievements.



Wonderful Writing
Harper – Shells Class



Amazing Relationships
Eden – Oysters Class



Valiant Vocabulary
Dalia – Pebbles Class



Excellent Reading
Harley – Puffins Class



Simcha (Shared Joy)
Maia LH - Seagulls Class



St Alphege Values
Jasper – Pearls Class

Weekly Year Group Recap

Sunbeams

From Mrs Humphreys & Mrs Keeble

This week in Sunbeams we have begun to bring 'space' into a lot of our learning. We read the story 'Whatever Next' about a little bear who makes a cardboard rocket and blasts off into space. We built our own cardboard rockets with junk modelling materials and acted out the story together. We have enjoyed exploring dry sand indoors, using funnels, colanders and various containers and tubes to observe how it moves as well as developing our understanding of capacity. During our music session we played various instruments and sang songs while exploring and developing our understanding of loudly and softly or quietly. We have continued to think about the vocabulary we can use when describing what we can see and feel when exploring different objects and materials.

Year R

From Mrs Arnott and Mr Mead

This week has been a very busy, chilly but great week in Reception. In English we have started our focus text of Mr Gumpy's Outing. The children loved the story and found it very funny. We thought about what other animals might want to join the other characters on the boat and how Mr Gumpy might react. The children made a huge bank of words thinking about all different types of water transport. On Monday we went on a very chilly adventure down to Whitstable harbour to look at different types of boats. We learnt about fishing boats, trawlers, tourist boats and the very special and important role of the RNLI Lifeboats. On Thursday the children got their creative brains working and started our first DT project. All the children had to design their own boat and think about what tools they would need and types of junk modelling materials. In maths this week we have been delving into measuring. We used objects such as cubes, dominoes, hands and feet to measure things around the classroom. We spoke about using the correct language such as longer, shorter, taller etc. Everyone has amazed us in phonics this week, we have been learning the digraphs oo, oo, ar and or. On Friday we started Beach School, we had lots of fun measuring things on the beach and talking about how we can look after our beach environment, we look forward to more adventures!

Year 1

From Miss Hughes & Mrs O'Malley

Oysters and Pearls have had a lovely, creative week. In English, we started our Imagination Week for our focus text 'Lost and Found' by listening to a beautiful sound scape of beach sounds, then followed this up by walking along our own beach and into the Harbour. We read the story, watched an information film about an Emperor Penguin colony in Antarctica, and represented beaches and penguins by drawing. Next week, we carry on with Creation week by using music, drama and exploration to deepen our understanding, as well as watching the film version of 'Lost and Found' and comparing and contrasting the film and the book. Our PE learning this term is Gymnastics, using hall equipment and Games, learning underarm/overarm throwing skills in preparation for playing Rounders and Cricket. Thank you for ensuring your child has the correct kit in school for indoor and outdoor PE lessons. In Art, we continue to learn about our focus artist Kandinsky. This week, we are learning how to create tints and shades, and next week will apply our knowledge of colour mixing by recreating Kandinsky's famous painting Concentric Circles. In Maths, we are reinforcing place value and knowledge of teen numbers, and next week we revisit how to use number lines, but this time beyond ten. In Science, we are learning about seasonal change and the different types of weather that can occur in winter months – how lucky we were to have some snow flurries and frozen puddles this week! Next week, we will carry out a bubble experiment for the children to observe wind direction and speed in the playground. Wishing you all a wonderful weekend

Year 2

From Mrs Swindells & Mrs O'Keeffe

We have had a lovely week at school in Year 2! In science we enjoyed recapping our learning from last year and naming a variety of everyday materials. Next week we will build on this learning and compare the properties of different materials while describing what they are like using our senses. For history we learnt about the military and how they help our country. We thought about how the military is different now to how it was during WW11. We looked at pictures and discussed the difference in the uniform and machinery to decipher whether we thought they were photos from then or now. Next week in history we will think about how families protected themselves during the war and make our own shelters! In maths we began learning about multiplication and division and thought carefully about sharing and grouping into equal groups. We will continue to focus on these two operations next week and begin to write multiplication and division number sentences for a variety of sums. We have learnt lots about WW11 in our English lessons this week and have been reading parts of 'My Secret War Diary'. We discussed why diaries are special to the owner and enjoyed sharing things that were special to us on Monday. We listened to a clip that was played announcing the war before acting out how we might be feeling at the time if we were around. We also began to think about how families protected themselves and created shelters in our classroom before thinking about what the shelters were like and what we could hear whilst hiding in them. Finally, we baked a cake and learnt why rationing was essential during the war. We had to share the cake between the whole class and use a ration token to get some! Next week we will be using all of our vocabulary gathered this week and beginning to write our own diary entries!